



















Course Code: PHIL104 Enrolled: 25 Responding: 15 Response Rate: 60.0 %
Lecturer: Dan Turton (5307) Evaluation ID: 29011 Hours Taught: 11

| Question | Response | Frequency | Percentage |
|--|----------------|-----------|------------|
| 1. I have attended the following number of lectures/classes taught BY THIS TEACHER in this course: | (1) 1-2 | 0 | 0.0 % |
| | (2) 3-5 | 3 | 21.4 % |
| | (3) 6-9 | 2 | 14.3 % |
| | (4) 10-15 | 0 | 0.0 % |
| | (5) 16-20 | 0 | 0.0 % |
| | (6) 21+ | 0 | 0.0 % |
| | (7) All | 9 | 64.3 % |
| 2. The way this teacher organised his/her teaching helped me learn. Median = 1.1 | (1) Always | 13 | 86.7 % |
| | (2) Usually | 2 | 13.3 % |
| | (3) Sometimes | 0 | 0.0 % |
| | (4) Rarely | 0 | 0.0 % |
| | (5) Never | 0 | 0.0 % |
| | (6) No Opinion | 0 | 0.0 % |
| 3. This teacher communicated ideas and information clearly. Median = 1.1 | (1) Always | 13 | 86.7 % |
| | (2) Usually | 2 | 13.3 % |
| | (3) Sometimes | 0 | 0.0 % |
| | (4) Rarely | 0 | 0.0 % |
| | (5) Never | 0 | 0.0 % |
| | (6) No Opinion | 0 | 0.0 % |
| 4. This teacher stimulated my interest in learning more about this subject. Median = 1.3 | (1) Always | 10 | 66.7 % |
| | (2) Usually | 5 | 33.3 % |
| | (3) Sometimes | 0 | 0.0 % |
| | (4) Rarely | 0 | 0.0 % |
| | (5) Never | 0 | 0.0 % |
| | (6) No Opinion | 0 | 0.0 % |
| 5. This teacher treated students and their ideas with respect. Median = 1.0 | (1) Always | 14 | 93.3 % |
| | (2) Usually | 1 | 6.7 % |
| | (3) Sometimes | 0 | 0.0 % |
| | (4) Rarely | 0 | 0.0 % |
| | (5) Never | 0 | 0.0 % |
| | (6) No Opinion | 0 | 0.0 % |
| 6. Overall, I would rate this teacher's effectiveness as: Median = 1.0 | (1) Excellent | 14 | 93.3 % |
| | (2) Very Good | 1 | 6.7 % |
| | (3) Good | 0 | 0.0 % |
| | (4) Poor | 0 | 0.0 % |
| | (5) Very Poor | 0 | 0.0 % |
| | (6) No Opinion | 0 | 0.0 % |

Course Code: PHIL104 Enrolled: 25 Responding: 15 Response Rate: 60.0 %
Lecturer: Dan Turton (5307) Evaluation ID: 29011 Hours Taught: 11

| | | | Frequency | Percentage |
|--|--|--|--|------------|
| 7. This teacher was enthusiastic about his/her teaching Median = 1.2 | (1) Strongly Agree |  | 11 | 73.3 % |
| | (2) Agree |  | 4 | 26.7 % |
| | (3) Neither Agree Nor Disagree |  | 0 | 0.0 % |
| | (4) Disagree |  | 0 | 0.0 % |
| | (5) Strongly Disagree |  | 0 | 0.0 % |
| | (6) Not Applicable |  | 0 | 0.0 % |
| | 8. This teacher encouraged my participation in class discussions Median = 1.3 | (1) Strongly Agree |  | 9 |
| (2) Agree | |  | 4 | 26.7 % |
| (3) Neither Agree Nor Disagree | |  | 2 | 13.3 % |
| (4) Disagree | |  | 0 | 0.0 % |
| (5) Strongly Disagree | |  | 0 | 0.0 % |
| (6) Not Applicable | |  | 0 | 0.0 % |
| 9. The teacher's handouts have been valuable aids to my learning Median = 1.1 | | (1) Strongly Agree |  | 13 |
| | (2) Agree |  | 2 | 13.3 % |
| | (3) Neither Agree Nor Disagree |  | 0 | 0.0 % |
| | (4) Disagree |  | 0 | 0.0 % |
| | (5) Strongly Disagree |  | 0 | 0.0 % |
| | (6) Not Applicable |  | 0 | 0.0 % |